

QUICKIE SALSA M² & M² MINI

Invoice to:
 Name:
 Street:
 Town: Postal code:
 Country:
 Tel: Fax:
 Order date:
 Purchase order:

Deliver to:
 Name:
 Street:
 Town: Postal code:
 Country:
 Tel: Fax:
 Marked for:



Max. user weight: 140 kg (22 stone)

Fax: +44 (0)845 605 66 89

E-mail: orders@sunmed.co.uk

Standard Features (Salsa M ²)	Standard Features (Salsa M ² Mini)	Standard Features (Seating System)
<ul style="list-style-type: none"> Mid wheel drive base 6 wheel independent suspension 7cm kerb climbing ability 13" Drive wheels 60Ah Batteries 61cm Overall width 	<ul style="list-style-type: none"> Mid wheel drive base 6 wheel independent suspension 7cm kerb climbing ability 12.5" Drive wheels 36Ah Batteries 52cm Overall width 	<ul style="list-style-type: none"> Width & depth adjustable seat Angle adjustable back (-4° to 16°) Angle & depth adjustable footplates Flip back adjustable armrests Tension adj. backrest sling Lap belt

DRIVE BASE TYPE



☐ **Salsa M² Mini**
Base Price £5,565



☐ **Salsa M²**
Base Price £6,330

STANDARD SEAT: FRAME / SEAT SIZE

Width Setting		Depth setting		STR020114 : Adjustable Seating System Seat frame is fully adjustable from 41cm to 51cm (16" - 20") in width and depth. Independently adjustable in 2.5cm (1") increments
SW41	41cm (16")	SD41	41cm (16")	
SW43	43cm (17")	SD43	43cm (17")	
SW46	46cm (18")	SD46	46cm (18")	
SW48	48cm (19")	SD48	48cm (19")	
SW51	51cm (20")	SD51	51cm (20")	

STANDARD SEAT: CUSHION

STR020109	● Firm seat board	(standard with standard seat)	
STR020111	○ 5cm (2") standard foam cushion 41cm (16") wide	(used for seat width 41 - 46cm)	
STR020112	○ 5cm (2") standard foam cushion 48cm (19") wide	(used for seat width 48 - 51cm)	
STR020110	○ Omit Seat Cushion		

JAY020006	<input type="checkbox"/> JAY Easy Visco, Flat Base	(Not available in seat size: 41 x 51cm / 43 x 51cm or 51 x 41cm)	132
JAY020005	<input type="checkbox"/> JAY Easy Fluid, Flat Base	(Not available in seat size: 41 x 51cm / 43 x 51cm or 51 x 41cm)	308
JAY020010/12	<input type="checkbox"/> JAY Balance Air	(single valve, microclimatic cover)	503
JAY020011/13	<input type="checkbox"/> JAY Balance Fluid	(microclimatic cover)	468
JAY020014/16	<input type="checkbox"/> JAY Balance Air, Positioning	(single valve, microclimatic cover)	568
JAY020015/17	<input type="checkbox"/> JAY Balance Fluid, Positioning	(microclimatic cover)	533
JAY020019	<input type="checkbox"/> JAY J2		492
JAY020020	<input type="checkbox"/> JAY J2 Deep Contour		525

JAY COMFORT SEAT

JCL020011	<input type="checkbox"/> Comfort seat pan, without threshold	(thickness 2cm)	51
JCL020012	<input type="checkbox"/> Comfort seat pan, with 5cm (2") threshold	(thickness 2cm)	84
JCL020003	<input type="checkbox"/> Standard cushion - stretched rubber upholstery	(thickness 8cm)	155
JCL020007	<input type="checkbox"/> Optimum comfort - stretched rubber upholstery	(anatomic formed - thickness 9cm)	199

NOTE: JAY Comfort Cushion depth versions 41 to 46cm and 48 to 51cm dependent on size selected

SEAT HEIGHT: Select Seat Height setting inline with Seat Tilt/Lift Option chosen

Fixed Tilt			Power Tilt			Power Lift / Tilt					
SH43	<input type="radio"/>	43 cm	Fixed Tilt	SH43	<input type="radio"/>	43 cm	Power Tilt	SH45	<input type="radio"/>	45 cm	Power Lift / Tilt (1)
SH45	<input type="radio"/>	45 cm	Fixed Tilt (1)	SH45	<input type="radio"/>	45 cm	Power Tilt (1)	SH47	<input type="radio"/>	47 cm	Power Lift / Tilt
SH47	<input type="radio"/>	47 cm	Fixed Tilt	SH47	<input type="radio"/>	47 cm	Power Tilt	SH49	<input type="radio"/>	49 cm	Power Lift / Tilt

1) Default setting if no height selected

TILT & LIFT

SAL130002	<input type="radio"/>	Manual tilt (3° preset tilt)	(0°, 3°, 6° and 9° adjustable)	
SAL130004	<input type="checkbox"/>	Powered C.O.G tilt: 0° to 30°	(C.O.G tilt, for seat to floor height please refer above)	703
SAL130005	<input type="checkbox"/>	Powered negative C.O.G tilt: -5° to 25°	(C.O.G tilt, 47cm STFH only)	848
SAL130007	<input type="checkbox"/>	Powered C.O.G tilt: 0° to 50°	(Not available with power or gas strut recline)	967
SAL130006	<input type="checkbox"/>	Powered lift & tilt: 30cm lift, 0° to 30° tilt	(C.O.G tilt with lift, for seat to floor height please refer above)	1888

BACKREST RECLINE

STR030018	<input type="radio"/>	Mechanical fixed recline back (-4° to 16°)		
STR030025	<input type="checkbox"/>	Manual gas strut recline back (-5° - 30°)	(Attendant operated only -No Parts adjustment width & depth when seat size changes)	228
STR030026	<input type="checkbox"/>	Powered recline back (-5° - 30°)	(No Parts adjustment width & depth when seat size changes)	455

PUSH HANDLES

STR030212	<input type="radio"/>	Standard Push handle	(Standard option on Salsa M2)	
STR030213	<input type="radio"/>	Straight Push handle	(Only available on M2 Mini) (Not available with standard or curved headrest)	

STANDARD BACKREST

STR030301	<input type="radio"/>	Tension adj. sling backrest	(2.5cm up and down adjustment, with std foam cushion only)	
STR030300	<input type="radio"/>	Omit back upholstery		

Back Height Setting ☐ 46cm (18") ☐ 48.5cm (19") ☐ 51cm (20")

JAY SHAPE BACKREST - MAX USER WEIGHT 135KG

(Premium tension adjustable backrest upholstery)

JAY080001	<input type="checkbox"/>	JAY SHAPE Backrest	(Not with in 51cm Seat Width)	193
JAY080002	<input type="checkbox"/>	JAY SHAPE Backrest - Oversized (Supplied 1" larger than seat width to allow greater immersion)	(Not with 48 or 51cm Seat Width)	193

Back Height Setting ☐ 46cm (18") ☐ 48.5cm (19") ☐ 51cm (20") ☐ 53.5cm (21")
☐ 56cm (22") ☐ 58.5cm (23") ☐ 61cm (24")

JAY080010	<input type="checkbox"/>	JAY SHAPE Lateral Thoracic supports (Pair) - Support 15 x 15 cm (Pair)	193
JAY080011	<input type="checkbox"/>	JAY SHAPE Lateral Thoracic supports (Pair) - Support 10 x 12 cm (Pair)	193

JAY COMFORT BACKRESTS

JCL030004	<input type="checkbox"/>	Shallow contour - Hard Back	(50cm back height)	153
JCL030008	<input type="checkbox"/>	Shallow contour - Vertical Elastic Straps	(57cm back height)	222
JCL030006	<input type="checkbox"/>	Shallow contour - Tension adj straps	(57cm back height)	222
JCL030012	<input type="checkbox"/>	Deep contour - passive - Tension adj straps	(57cm back height) (4" integrated lateral support)	257
JCL030010	<input type="checkbox"/>	Deep contour - active - Tension adj straps	(57cm back height) (4" integrated lumbar lateral support)	257

LATERAL SUPPORTS

STR030601	<input type="checkbox"/>	Lateral supports short (pair)	295
STR030602	<input type="checkbox"/>	Lateral supports long (pair)	295









STANDARD HEADRESTS

STR030416	<input type="checkbox"/>	Comfort headrest (winged style with adj. side pads)	(Mounted via push handles - only available with Std. Back or JAY Shape)	188
STR030417	<input type="checkbox"/>	Curved headrest (23x11cm / 9"x4.5" pad)	(Mounted via push handles - only available with Std. Back or JAY Shape)	188
JCL040001	<input type="checkbox"/>	JAY Comfort seating headrest	(Mounted via Comfort backrest - only available with Comfort back)	196
JCL040002	<input type="checkbox"/>	JAY Comfort seating headrest - winged style	(Mounted via Comfort backrest - only available with Comfort back)	221

				£
JAY3 BACKRESTS - For Complete range refer to J3 Order Form				
J3 Back - Shallow Contour				
Upper Thoracic:	<input type="checkbox"/> Short - 42 cm (JAY030012)	<input type="checkbox"/> Medium - 46 cm (JAY030019)	<input type="checkbox"/> Tall - 50 cm (JAY030025)	572
Shoulder Height:	<input type="checkbox"/> Short - 53 cm (JAY030015)	<input type="checkbox"/> Medium - 57 cm (JAY030022)	<input type="checkbox"/> Tall - 61 cm (JAY030028)	572
J3 Back - Mid Contour				
Upper Thoracic:	<input type="checkbox"/> Short - 42 cm (JAY030013)	<input type="checkbox"/> Medium - 46 cm (JAY030020)	<input type="checkbox"/> Tall - 50 cm (JAY030026)	572
Shoulder Height:	<input type="checkbox"/> Short - 53 cm (JAY030016)	<input type="checkbox"/> Medium - 57 cm (JAY030023)	<input type="checkbox"/> Tall - 61 cm (JAY030029)	572
J3 Back - Deep Contour				
Upper Thoracic:	<input type="checkbox"/> Short - 42 cm (JAY030014)	<input type="checkbox"/> Medium - 46 cm (JAY030021)	<input type="checkbox"/> Tall - 50 cm (JAY030027)	627
Shoulder Height:	<input type="checkbox"/> Short - 53 cm (JAY030017)	<input type="checkbox"/> Medium - 57 cm (JAY030024)	<input type="checkbox"/> Tall - 61 cm (JAY030030)	627
J3 Back - Posterior Deep Contour				
Upper Thoracic:	<input type="checkbox"/> Medium - 46 cm (JAY300031)			627
Shoulder Height:	<input type="checkbox"/> Short - 53 cm (JAY030032)			627
JAY3 HEADRESTS				
JAY030004	<input type="checkbox"/> JAY flip back headrest (J3EUHDFH & J3EUHDLSP)	(only with J3 backs)		239
JAY030006	<input type="checkbox"/> JAY std. headrest (J3EUHDXH & J3EUHDLSP)	(only with J3 backs)		129
ARMRESTS				
STR040122	<input type="radio"/> Flip-up armrest (height, angle adjustable) (Height Angle and depth adjustable via outside of armrest)			
STR040127	<input type="checkbox"/> Reclining flip-back armrest (Armrest stays level when backrest Reclines)			185
STR040126	<input type="checkbox"/> Single post armrest (2" inward width adjustment / 4" depth adjustment via sideguard. Increases overall chair width by 2cm)			233
ARMPADS				
STR040112	<input type="radio"/> Standard Armpad - 385 x 60mm pad			
STR040113	<input type="checkbox"/> Contoured Armpads - 41cm (16") long			62
STR040114	<input type="checkbox"/> Jay Comfort Padded Armpad - 41cm (16") long			122
STR040118	<input type="checkbox"/> Jay Comfort P-Shaped Padded Armpad - 45cm (18") long (Not available on Salsa Mini OR Flip back Armrest)			171
STR040119	<input type="checkbox"/> Hemi Armpad (Medium forearm pad & Small hand Pad)	28cm (11")	Pad 11 x 18cm (4.5" x 7")	441
POSITIONING ITEMS				
STR030604	<input type="checkbox"/> Lateral Thigh Guide/Support (4" Depth adjustment / 2" inward width adjustment) (Not available with single post armrest)			171
STR030605	<input type="checkbox"/> Pommel (Height / depth adj. / Quick release removable) (Not available with centre mount legrests)			208
LEGRESTS & FOOTPLATES				
Fixed centre mount legrests & Flip-up footboard				
STR050106 / 112	<input type="radio"/> Centre Mount Legrest: Short (29cm - 37cm (11.5" - 14.5") Lower Leg Length)			
STR050107 / 113	<input type="radio"/> Centre Mount Legrest: Medium (37cm - 47cm (14.5" - 18.5") Lower Leg Length)			
STR050103	<input type="checkbox"/> Powered centre mount legrest (Lower leg length: 35cm - 47cm (13.5" - 18.5") + 14 cm articulation)			1166
Swing-away legrests			(Lower leg length: 34cm - 48cm / 13" - 19")	
STR050040	<input type="radio"/> Standard hanger receivers (Comes standard, with 70 degree s/a hangers, not with Uni style)			
STR050041	<input type="radio"/> Offset hanger receivers (20mm outwards offset each side, comes std with all ELR and ALR hangers, not with Uni style)			
STR050015	<input type="radio"/> 70° swing-away legrests			
STR050019	<input type="radio"/> 80° Uni style hangers and footplates			
STR050016	<input type="checkbox"/> Manual elevating legrest			293
STR050017	<input type="checkbox"/> Powered elevating legrest			538
STR050018	<input type="checkbox"/> Powered articulating legrest			767
OPTIONS FOR MANUAL AND POWER ELEVATING LEGRESTS				
STR050038	<input type="checkbox"/> Comfort calf pads (padded with wipe down cover) (Not available with centre mount or 70° legrests)			110
STR050039	<input type="checkbox"/> Auto connector hanger receivers (Powered legrests only)			131
FOOTPLATES (FOR SWING AWAY LEGRESTS)				
STR050022	<input type="radio"/> Aluminium angle and depth adjustable			
STR050023	<input type="checkbox"/> Footboard (flip-up) (Only available with 70° swing-away legrests and standard receivers)			131
STR050004	<input type="checkbox"/> Amputee support - RH			73
STR050005	<input type="checkbox"/> Amputee support - LH			73

			£
VR2 CONTROLS			
Motor Controller <i>(Can control up to two powered options - for more than 2 powered options choose R-net)</i>			
STR110001	<input type="radio"/>	VR2 70Ah controller	<i>(Standard option if no VR2 motor controller selected)</i>
STR110002	<input type="checkbox"/>	VR2 90Ah controller	<i>(Must be selected with 10kph motors on M2 only)</i> 222
Joystick			
STR110012	<input type="radio"/>	VR2 Joystick	
STR110020	<input type="checkbox"/>	VR2 attendant only	<i>(For attendant only control VR2 remote must be selected also)</i> 112
STR110021	<input type="checkbox"/>	VR2 dual control <i>(mounted RH)</i>	<i>(For dual control VR2 remote must be selected also)</i> 527
R-NET CONTROLS (PLEASE SELECT MOTOR CONTROLLER AND JOYSTICK TYPE REQUIRED)			
Motor Controller			
STR110003	<input type="radio"/>	R-Net 90A motor controller	<i>(Standard option if no R-Net motor controller selected)</i>
STR110004	<input type="checkbox"/>	R-Net 120A motor controller	<i>(Only available with Salsa M2 10Kph / 13kph 4 Pole Motors - Delivers Extra Torque)</i> 110
STR110009	<input type="checkbox"/>	R-Net Gyro	321
Joystick			
STR110018	<input type="checkbox"/>	R-net LED remote	543
STR110017	<input type="checkbox"/>	R-net colour LCD remote	<i>(Integrated colour display with 2 stereo jack inputs for piko buttons)</i> 706
STR110020	<input type="checkbox"/>	R-net attendant only	<i>(For attendant control R-net LED remote must be selected also)</i> 112
STR110021	<input type="checkbox"/>	R-net dual control (mounted RH)	<i>(For dual control R-net LED/LCD remote must be selected also)</i> 527
SAL090068	<input type="checkbox"/>	R-net Bluetooth control module	<i>(Compatible with Windows PC and Android systems only)</i> 739
CONTROL MOUNTING OPTIONS			
STR110052	<input type="radio"/>	RH Mounted - Swing away controller	<i>(Standard Option if no option selected)</i>
STR110053	<input type="radio"/>	LH Mounted - Swing away controller	
SAL090062	<input type="checkbox"/>	Swing-away tray mounted centre control	<i>(R-Net LED as standard , VR2 via B4M)</i> 509
SAL110143	<input type="checkbox"/>	Swing-away tray mounted centre control R-NET LCD	<i>(Mounted RH Flip Away)</i> 1873
LIGHTS & INDICATORS			
SAL110201	<input type="checkbox"/>	LED lights & indicators	461
DRIVE WHEELS & CASTORS			
Salsa M² Mini			
SAL070054	<input type="radio"/>	12.5" Solid drive wheels	7" Solid castors <i>(Standard Option if no option selected)</i>
SAL070055	<input type="radio"/>	12.5" Pneumatic drive wheels	7" Solid castors
Salsa M²			
SAL070036	<input type="radio"/>	13" Solid drive wheels	7" Solid castors <i>(Standard Option if no option selected)</i>
SAL070035	<input type="radio"/>	13" Pneumatic drive wheels	7" Solid castors
MOTOR SPEED			
Salsa M² Mini			
SAL100706	<input type="radio"/>	3.2kph (2mph)	<i>(6kph motor with reduced speed via programming)</i>
SAL100705	<input type="radio"/>	6kph (4mph)	
SAL100603	<input type="checkbox"/>	10kph (6mph) (1)	<i>(Must also select R-Net Controls and R-Net Gyro)</i> 316
Salsa M²			
SAL100602	<input type="radio"/>	3.2kph (2mph indoor setting)	<i>(6kph motor with reduced speed via programming)</i>
SAL100601	<input type="radio"/>	6kph (4mph)	
SAL100603	<input type="checkbox"/>	10kph (6mph) (1)	316
SAL100604	<input type="checkbox"/>	10kph (6mph) 4 Pole High Torque High Motors	<i>(Must be chosen with R-Net 120Ah Controller, L&I and mirror)</i> 390
UKB4M	<input type="checkbox"/>	13kph (8mph) 4 Pole High Performance Motors*	<i>(Must be chosen with R-Net 120Ah Controller, L&I and mirror)</i> 463
* Recommended with 70Ah batteries and 10A Charger			
(1) Rear view mirror and lights and indicators required by UK Law			

				£
SHROUD COLOUR (frame colour always matt black)				
SAL140002	<input type="radio"/> Red	SAL140003	<input type="radio"/> Blue	
		SAL140004	<input type="radio"/> Matt Black	
		SAL140001	<input type="radio"/> White	
BATTERIES SALSA M² MINI		BATTERIES SALSA M²		
SAL160006	<input checked="" type="radio"/> 41 Ah Batteries	SAL160001	<input type="radio"/> 60Ah Batteries	(Standard Option if no option selected)
		B4M	<input type="checkbox"/> 70Ah Batteries	(No Discount) 122
CHARGER SALSA M² MINI		CHARGER SALSA M²		
SAL160105	<input checked="" type="radio"/> 5A charger	SAL160100	<input checked="" type="radio"/> 8Ah Charger	
		UKB4M	<input type="checkbox"/> 10Ah Charger	208
ACCESSORIES				
SAL090040	<input type="checkbox"/> Swing-away tray table			188
SAL090069	<input type="checkbox"/> Bluetooth USB mouse receiver	(if there is no Bluetooth function on the computer)		72
SAL090067	<input type="checkbox"/> Rear view mirror			42
SAL090003	<input type="checkbox"/> Crutch holder	(not available on salsa M with powered lift, tilt or recline)		66
SAL160012	<input type="checkbox"/> 24V Auxiliary battery supply	(adds additional 24V 15A fused connection into battery loom)		43
Quickie Salsa M² & M² Mini - Base Price				£
Option Price				£
Total Price				£

R-NET SPECIAL CONTROLS				£
STR110101	<input type="checkbox"/>	R-NET OMNI2 colour display & Special Control Input module	(R-NET OMNI required; 2 Piko buttons recommended.)	946
STR110102	<input type="checkbox"/>	OMNI2 in scanning mode	(c/w 10 assignable functions through DB9 interface)	946
Front control mountings				
STR110110	<input checked="" type="checkbox"/>	R-NET OMNI2 Flexi mount only		
Left		Right		
STR110121	<input type="radio"/>		<input type="radio"/> STR110122	
SPECIAL JOYSTICKS AS HAND CONTROL (R-NET OMNI required; 2 Piko buttons recommended.)				
STR110130	<input type="checkbox"/>	Switch-It Versaguide proportional joystick as hand control		1828
STR110131	<input type="checkbox"/>	Switch-It Micro Guide as hand control		2458
STR110132	<input type="checkbox"/>	Switch-It Micro Pilot (0-way) joystick as hand control		2710
Mounting				
STR110150	<input type="radio"/>	Fixed front mount		
STR110151	<input type="checkbox"/>	Swing-away front mount		64
Left		Right		
STR110162	<input type="radio"/>		<input type="radio"/> STR110161	
 STR110101  STR110131  STR110130  STR110132				
SPECIAL HEAD RELATED INPUT DEVICES				
(if you have already chosen a standard headrest then switch- It head array is not possible)				
STR110133	<input type="checkbox"/>	Switch-It 3 switch head array / adult	(5 switch and other versions available via B4M) (OMNI required, 2 PB recommended)	3718
STR110134	<input type="checkbox"/>	Switch-It Micro Pilot (0 way) joystick as chin control	(OMNI required, 2 PB recommended)	2710
STR110135	<input type="checkbox"/>	Proportional chin control	(proportional joystick; OMNI required; 2 PB recommended)	946
STR110136	<input type="checkbox"/>	Sip & Puff control	(tube and mouthpiece; OMNI required; 2 PB recommended)	316
STR110137	<input type="checkbox"/>	Switch-It Micro Guide as chin control	(OMNI required, 2 PB recommended)	2458
STR110138	<input type="checkbox"/>	Switch-It proportional head control	(OMNI required, 2 PB recommended)	3467
STR110139	<input type="checkbox"/>	Switch-It Versaguide proportional joystick as chin control	(OMNI required, (Switch-It flex switch kit incl.))	1955
 STR110139  STR110133				
CHIN CONTROL / SIP AND PUFF SWING-AWAY MOUNTING OPTIONS				
STR110152	<input type="checkbox"/>	Manual s/a option		246
	<input type="checkbox"/>	Powered s/a option (select type below)	(not available with forus attendant control; s/a operation through separate switch)	
STR110162	<input type="radio"/>	Left		
STR110161	<input type="radio"/>	Right		
STR110153	<input type="checkbox"/>	Operated with Piko button	(operated via one Piko button - select colour below)	1828
STR110154	<input type="checkbox"/>	Operated with ribbon switch		1955
 Powered swing-away chin option  Piko buttons				
PIKO BUTTONS (Ø 3 cm)				
<input type="checkbox"/>	Red	x 1	<input type="checkbox"/> Red x 2	94 each
<input type="checkbox"/>	Green	x 1	<input type="checkbox"/> Green x 2	94 each
<input type="checkbox"/>	Yellow	x 1	<input type="checkbox"/> Yellow x 2	94 each
<input type="checkbox"/>	Blue	x 1	<input type="checkbox"/> Blue x 2	94 each
(1) Not available with Headrests				

JAY COMFORT SEATING OPTIONS & ACCESSORIES

JAY COMFORT

Seat pan, with 5cm (2") threshold



Upholstered wooden seat board available with or without a 5cm (2") front and rear threshold. Ideal for supporting air filled cushions.

Standard comfort cushion



This cushion has a 12mm (1/2") beech wood base with a slightly contoured foam cushion, featuring a 2cm (3/4") seat angle designed to aid client in front transfers.

Optimum comfort cushion



The Optimum comfort cushion provides additional contouring and support for increased user positioning. A built-inommel, thigh guides and a seat well for optimum comfort and positioning.

Shallow contour backrest

Hard back, vertical strap or tension
adj. straps



Anatomically shaped with a shallow contour and padded for extra comfort. Available as a solid wooden backrest, vertical strap option or with tension adjustable straps for posture management. Solid back height 50cm (20"), vertical strap back height 57cm (22").

Deep contour backrest - active with tension adj. straps



This back features tension adjustable straps for posture management and a 10cm (4") deep contour providing integrated lateral support around the lower back, tapering away at the shoulders so as not to restrict active users. Back height 57cm (22").

Deep contour backrest - passive with tension adj. straps



Similar to the Deep Contour active backrest, this features tension adjustable straps and a 10cm (4") deep contour continuing up the whole of the backrest, ideal for clients with restricted movement. Back height 57cm (22").

JAY Comfort: Comfort headrest

A soft velour finish for warmth and easy-clean rubber upholstery. Mounted directly off any JAY Comfort Backrests



JAY Comfort: Winged headrest

Adjustable flexible wings around the client's head for added support. Mounted directly off any JAY Comfort Backrests

